




Peripheral Filler Plate

Kit Instructions



7772-K140

Issue A

Copyright

The product described in this document is a licensed product of NCR Voyix Corporation.

NCR CX7 All-in-One POS (7772) is a trademark of NCR Voyix Corporation in the United States and/or other countries. Other product names mentioned in this publication may be trademarks or registered trademarks of their respective companies and are hereby acknowledged.

Where creation of derivative works, modifications or copies of this NCR Voyix copyrighted documentation is permitted under the terms and conditions of an agreement you have with NCR Voyix, NCR Voyix's copyright notice must be included.

It is the policy of NCR Voyix Corporation to improve products as new technology, components, software, and firmware become available. NCR Voyix, therefore, reserves the right to change specifications without prior notice.

All features, functions, and operations described herein may not be marketed by NCR Voyix in all parts of the world. In some instances, photographs are of equipment prototypes. Therefore, before using this document, consult with your NCR Voyix representative or NCR Voyix office for information that is applicable and current.

Copyright © 2019–2024
By NCR Voyix Corporation
Atlanta, Georgia, USA
All Rights Reserved

Table of Contents

Copyright	2
Peripheral Filler Plate	5
Kit Contents	5
Installation Procedure	5


Revision Record

Issue	Date	Remarks
A	Jun 2019	First Issue

Peripheral Filler Plate

This kit provides a Peripheral Filler Plate when no module is installed on Ports A, B, or C.

Kit Contents



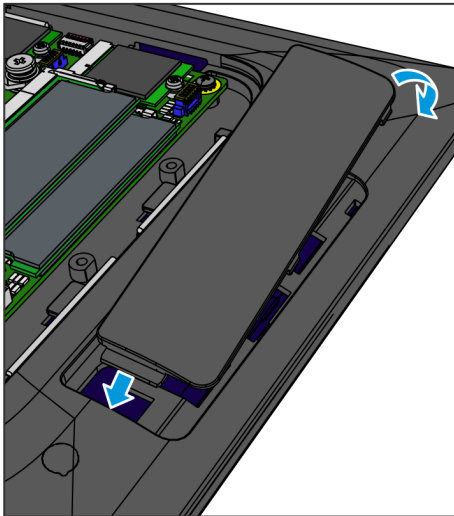
Peripheral Filler Plate, BLK7
497-0524468

CCP-76984

Installation Procedure

Hook the Peripheral Filler Plate into the display housing and snap into place.

Port A, B, or C Peripheral Filler Plate



CCP-76985