



# NCR Voyix SelfServ™ 90 (7709)

## Kit Instructions

---

### Printer Blank Plate



7709-K302  
Issue B

# Copyright and Trademark Information

---

The product described in this document is a copyrighted work of NCR Voyix Corporation.

NCR Voyix SelfServ™ 90 (7709) is a trademark of NCR Voyix Corporation.

It is the policy of NCR Voyix Corporation to improve products as technology, components, software and firmware become available. NCR Voyix therefore reserves the right to change specifications without prior notice.

All features, functions and operations described herein may not be marketed by NCR Voyix in all parts of the world. In some instances, photographs are of equipment prototypes.

Therefore, before using this document, consult with your NCR Voyix representative or NCR Voyix office for information that is applicable and current.

© 2016 – 2026

By NCR Voyix Corporation

Atlanta, Georgia, USA

All Rights Reserved

# Table of Contents

---

|  |          |
|--|----------|
| <b>7709-K302 Printer Blank Plate .....</b> | <b>5</b> |
| Kit Contents .....                         | 5        |
| Installation Procedure .....               | 6        |

# Revision Record

---

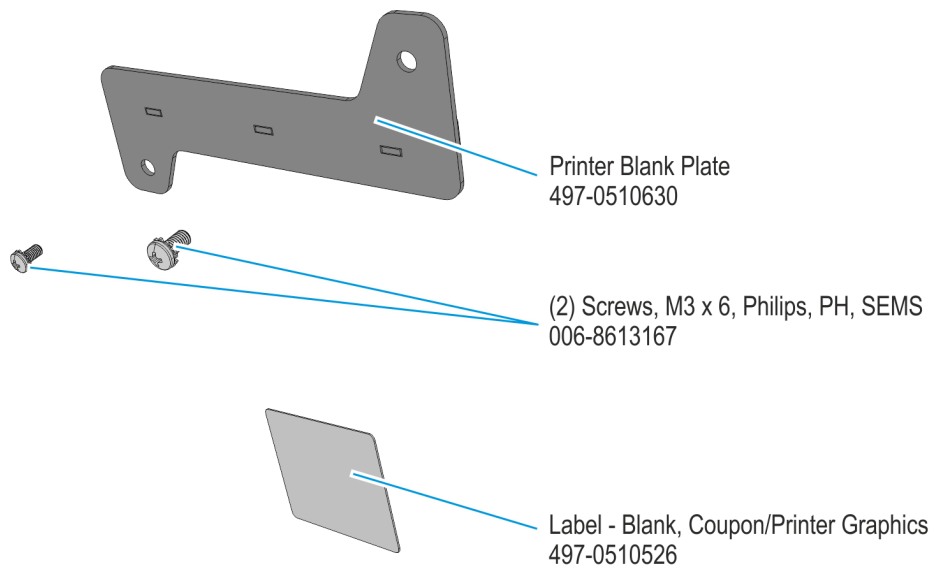
| Publication issue | Date     | Description of change         |
|-------------------|----------|-------------------------------|
| A                 | Apr 2016 | First issue.                  |
| B                 | Jan 2026 | Updated with NCR Voyix brand. |

# 7709-K302 Printer Blank Plate

---

This publication provides procedures for installing the 7709-K302 Printer Blank Plate to the NCR Voyix SelfServ™ 90 (7709) Kiosk.

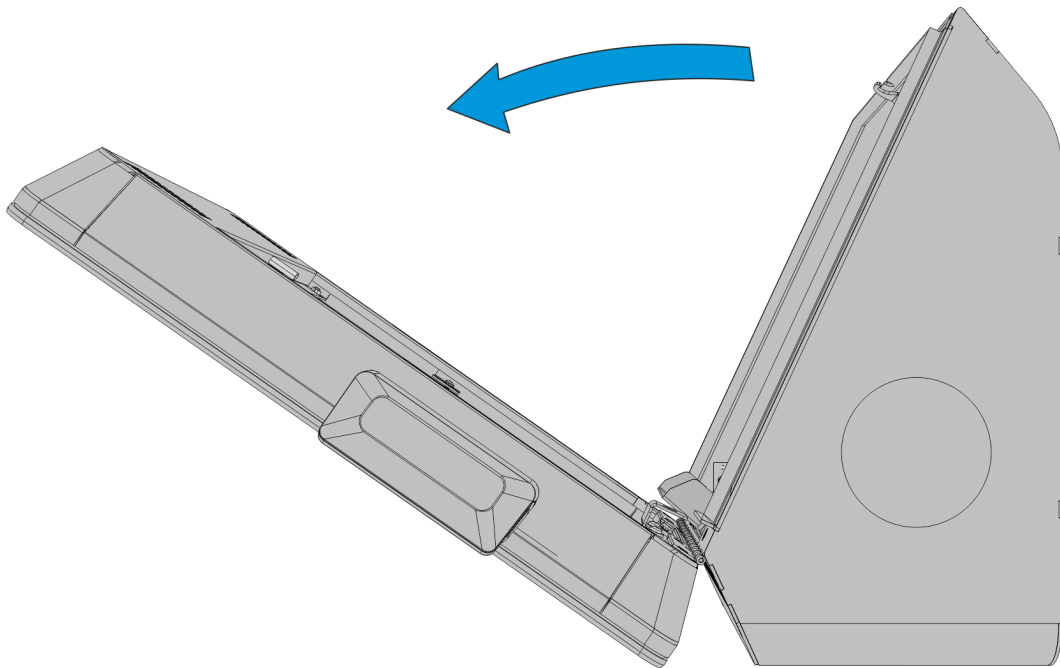
## Kit Contents



60911

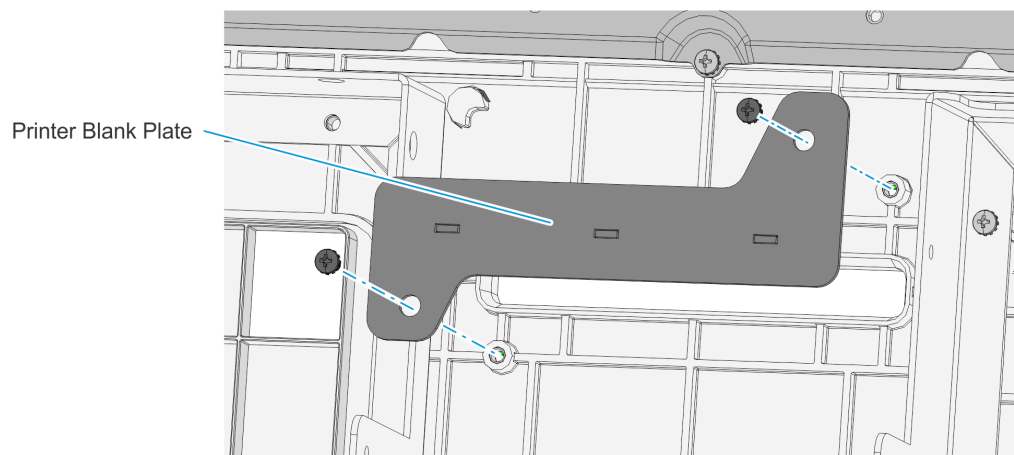
# Installation Procedure

1. Open the front of the kiosk.



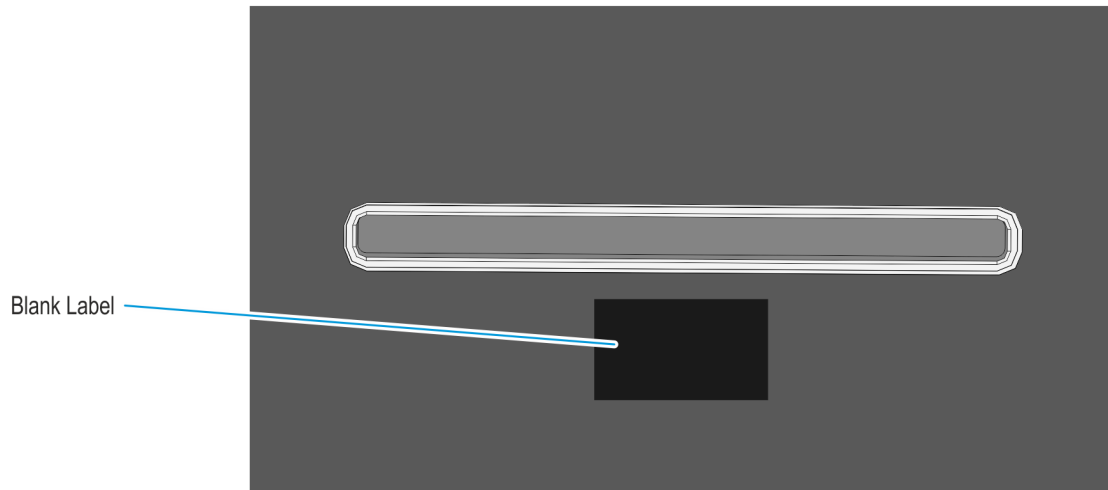
60847

2. Install the printer blank plate. Secure with screws (2).



60913

3. Cover the Printer Graphics with the Blank Label. When attaching the blank label, please observe the following:
- The top edge of the label is parallel to the printer opening.
  - The label is smooth, straight and not crumpled.
  - The whole printer graphic is covered and no part is visible exceeding the blank label.



60908